

Daily Derivatives & Market Report

CONTENTS

Page No.	Particulars
2	Market Summary
3	Nifty Futures – Derivatives Snap
4	Bank Nifty Futures – Derivatives Snap
5	Activity in Nifty Options
6	What do Nifty Technical suggest
7	Derivative Analysis
8	Disclaimer

Index Trend Analysis

Pivot(Daily)	Close	R2	R1	Pivot	S1	S2	Daily	Weekly	Monthly
Nifty	9429	9517	9473	9446	9402	9375	Sell	Buy	Buy
Sensex	30435	30650	30543	30468	30360	30286	Sell	Buy	Buy
Nifty Futures	9441	9529	9485	9459	9415	9389	Sell	Buy	Buy
Bank Nifty	22699	22905	22802	22731	22628	22557	Sell	Buy	Buy
CNX IT	10546	10875	10710	10541	10376	10207	Buy	Buy	Sell

Market Summary

Domestic Indices	Close	Points	% Chg
SENSEX	30434.8	-223.9	-0.73
NIFTY	9429.45	-96.3	-1.01
MIDCAP	14750.8	-326.1	-2.16
SMLCAP	15361.5	-319.3	-2.04
BSEFMC	9451.3	-147.5	-1.54
AUTO	23280.1	-471.4	-1.98
POWER	2289.3	-50.15	-2.14
REALTY	2042.2	-65.77	-3.12
BSE IT	10188.5	122.1	1.21
BANKEX	25758.4	-326.1	-1.25
OILGAS	14147.9	-218.8	-1.52
METAL	11211.1	-317.8	-2.76

Currency Futures	Close	Pre. Pts	% Chg
29-May-16 EUR-INR	72.30	71.37	1.30
29-May-16 USD-INR	64.91	64.24	1.04
29-May-16 GBP-INR	84.57	83.29	1.48
29-May-16 JPY-INR	58.67	57.14	2.64

Advance/ Decline	Adv	Dec	Un Ch.
NSE	236	1285	61
BSE	687	2059	164

FII/DII Capital Mkt*	Buy	Sell	Net
FII	5820	6180	(361)
DII	3714	2816	898

*NOTE: - FII AND DII data figure is provisional

Market Commentary

Snapping the record-setting spree, Indian equity benchmarks ended the daunting day of trade with a cut of around a percent, with frontline gauges settling below their crucial 30,500 (Sensex) and 9,450 (Nifty) levels amid selloff as political turmoil in White House spooked investors and dragged the global markets. Major bourses traded in red terrain throughout the session, as traders remained on sidelines eyeing two-day Goods and Services Tax (GST) Council meet beginning in Srinagar, which will see participation from 29 states and union territories, along with Jaitley, and senior officials from the revenue department. In the meeting Finance Ministry Arun Jaitley is likely to finalise the rates that various goods and services will attract from July 1. Meanwhile, the GST Council approved all nine rules for the rollout of the new indirect tax regime. The nine rules finalized by the council pertain to composition, valuation, transition, input tax credit, invoice, payment, refund, registration and return.

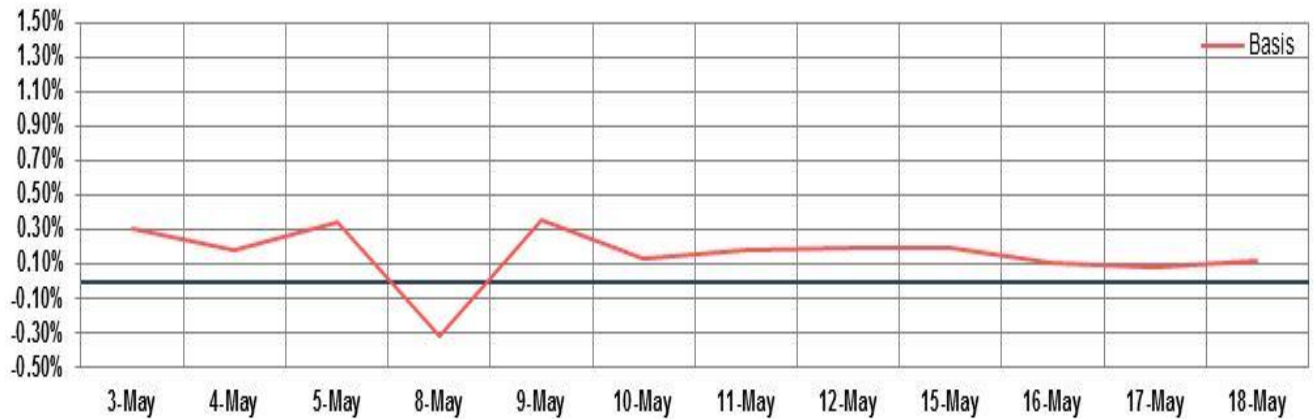
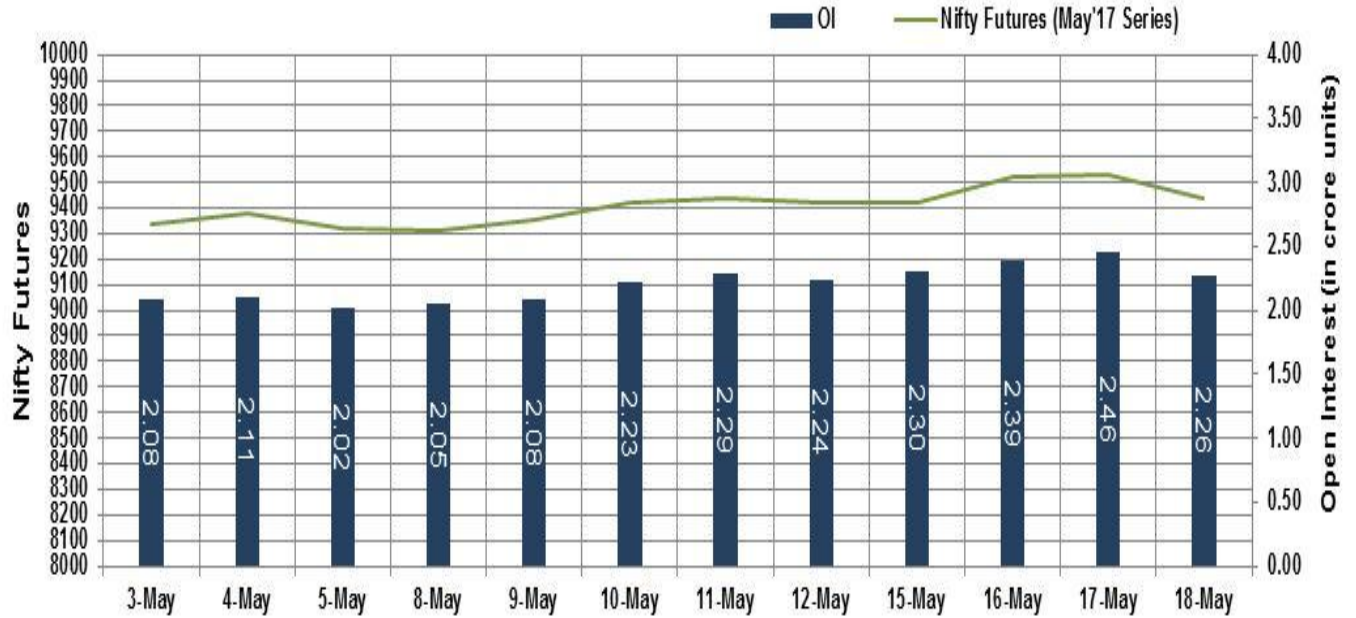
Market participants failed to get any sense of relief with Commerce and Industry Minister Nirjala Sitharaman's statement that India's exports have been increasing despite global headwinds and efforts are being made to neutralise any impact on them due to implementation of GST. Traders also overlooked a senior UN economic official's statement that the demonetisation policy is not expected to have a long term impact on domestic demand in India, which is projected to clock a 7.9 percent growth in fiscal 2018.

Market Turnover & FII Derivative Data

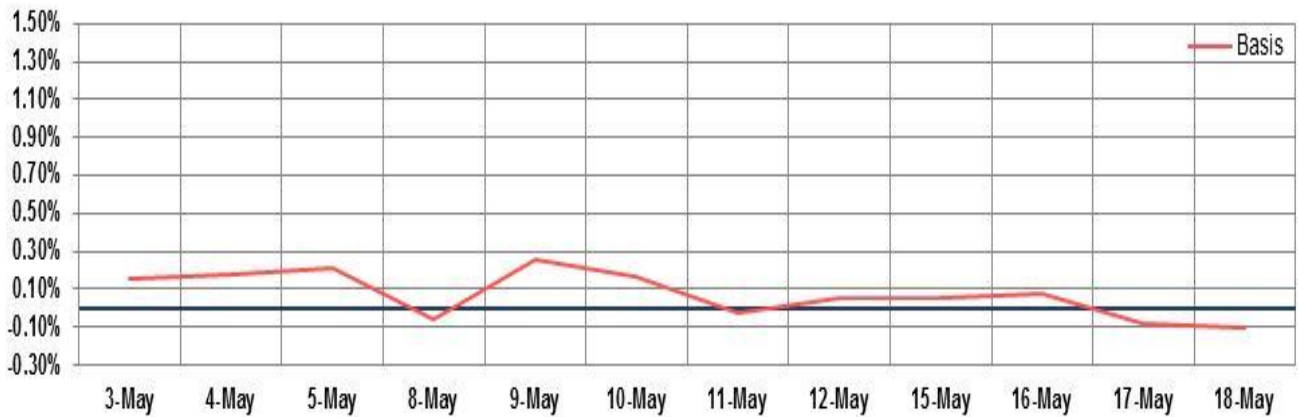
Market TO	Current	Previous	Net%
BSE CASH	4311	6808	(37)
NSE CASH	28180	25763	9
NSE FO	865003	442262	96

FII Derivatives	Buy	Sell	Net
Ind. Futures	2234	2375	(141)
Ind. Options	49421	46736	2685
Stk. Futures	8948	10072	(1124)
Stk. Options	9831	10002	(170)

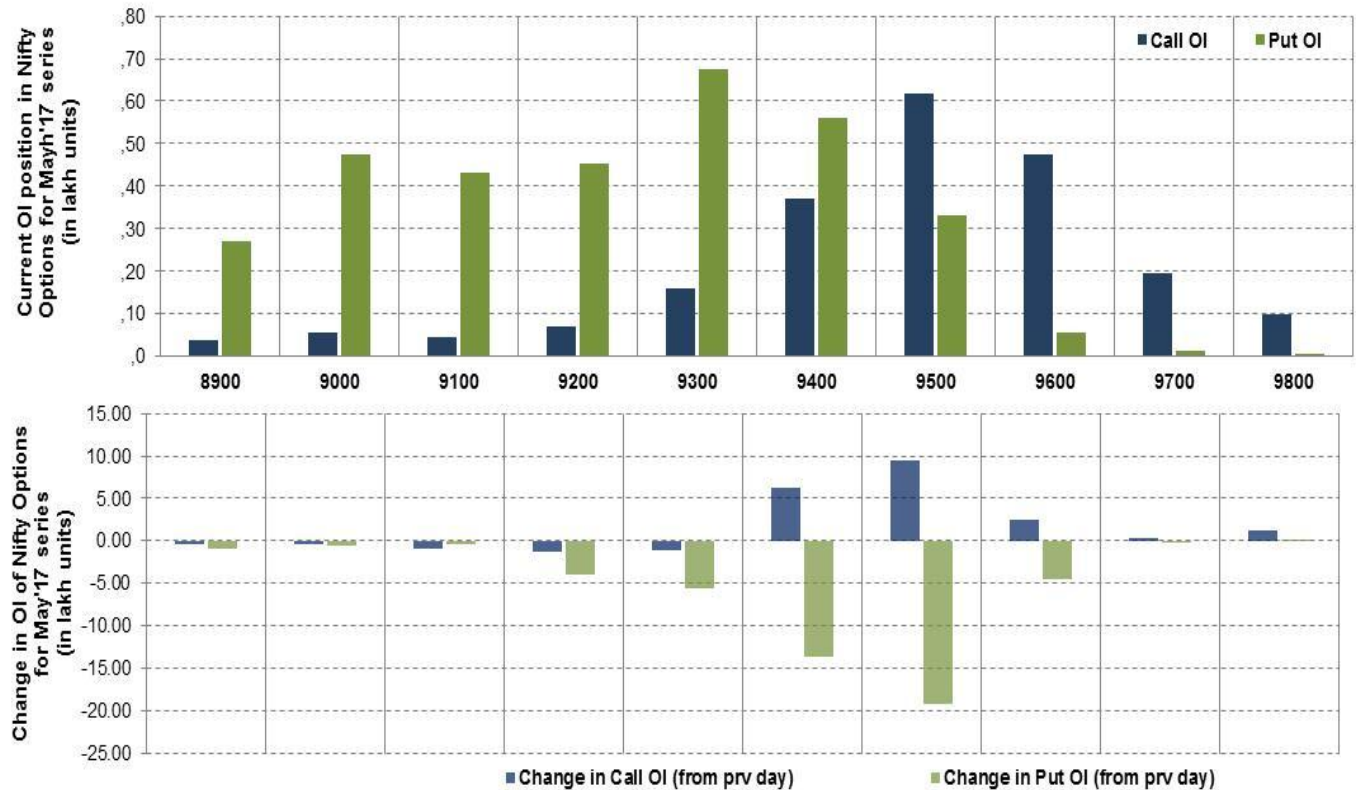
Nifty Futures



Bank Nifty Futures



Nifty Options



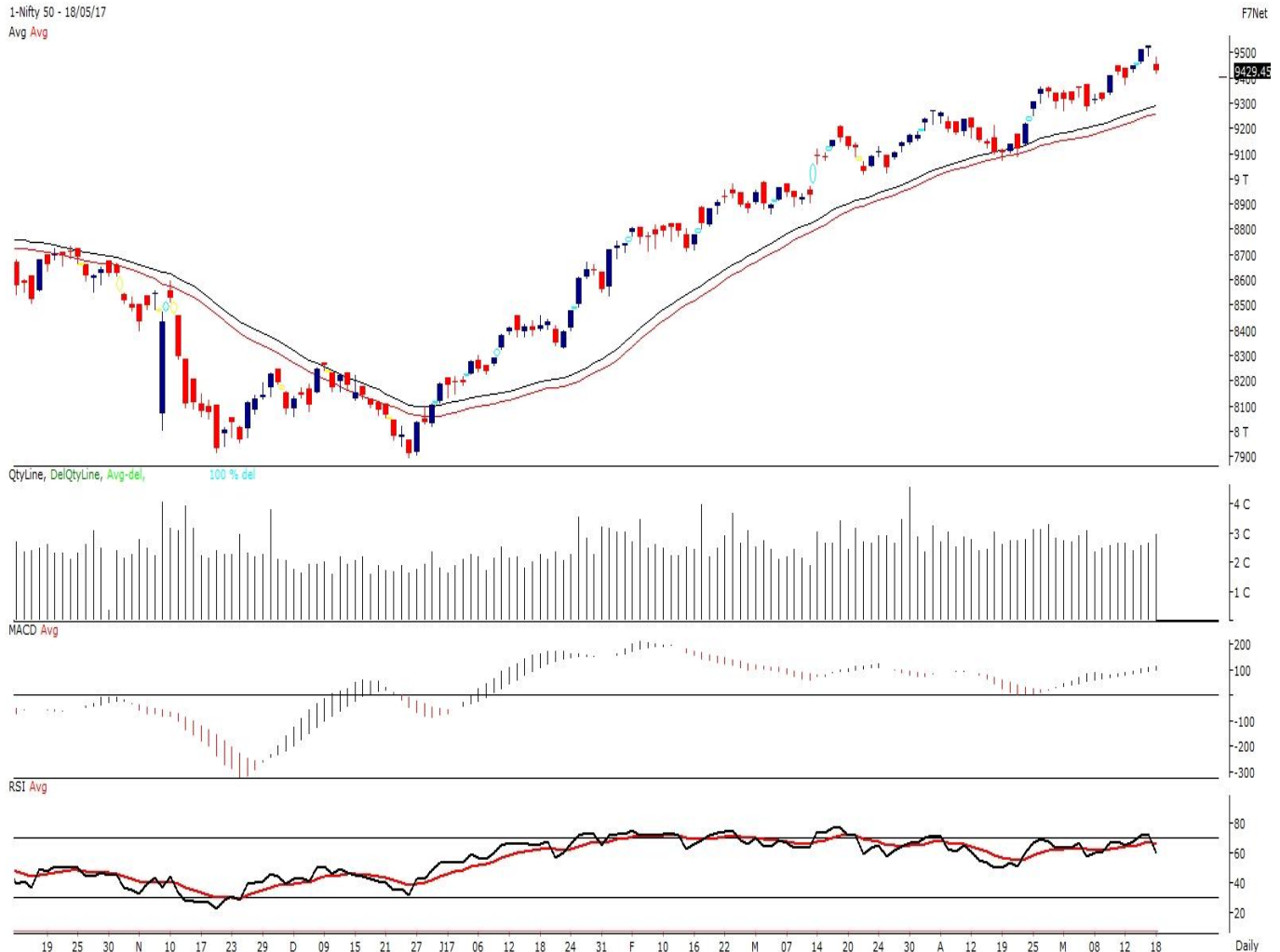
Note – Change in OI of Nifty Options refers to change from previous trading day
 Source-NSE, SIHL Derivatives Research (Institutional Equities)

- Among Nifty calls 9,500 SP from the May month expiry was the most active call with an addition of 0.94 million in open interest.
- Among Nifty puts, 9,300 SP from the May month expiry was the most active put with a reduction of 0.56 million open interests.
- The maximum OI outstanding for Calls was at 9,500 SP (6.19mn) and that for Puts was at 9,300 SP (6.78mn).

Nifty Technical & Indices Levels

1-Nifty 50 - 18/05/17

Avg Avg



Nifty Cash prices have settled at 9429.45 down by 1.01% from its previous close. On the upper side it has resistance of 9500 and 9550 levels, while lower side it has support of 9400 and 9350 levels. Intraday traders should be cautious and take position accordingly.

Fresh Longs ↑ Open Interest ↑ Price					
Script	Prev. OI	Cur. OI	% Chg. OI	LTP	Price % Chg
CEATLTD	1,721,300	1,943,900	12.93	1755.45	2.84
WIPRO	11,571,600	12,213,600	5.55	524.00	2.80
HEXAWARE	2,469,000	2,595,000	5.10	255.40	1.21
SUZLON	293,760,000	300,570,000	2.32	20.10	0.25
Short-Covering ↓ Open Interest ↑ Price					
Script	Prev. OI	Cur. OI	% Chg. OI	LTP	Price % Chg
INFIBEAM	1480400	1415600	-4.38	1003.55	0.41
LUPIN	8,312,800	7,841,200	-5.67	1304.80	0.38
COLPAL	968,800	891,800	-7.95	981.60	0.20
CUMMINSIND	722,400	661,800	-8.39	1053.60	3.22
Fresh Shorts ↑ Open Interest ↓ Price					
Script	Prev. OI	Cur. OI	% Chg. OI	LTP	Price % Chg
APOLLOHOSP	1,857,200	2,097,600	12.94	1250.50	-2.25
GODREJCP	552,000	614,000	11.23	1784.55	-4.22
IDBI	42,752,000	47,320,000	10.68	69.90	-8.15
BHARATFORG	3,906,000	4,145,400	6.13	1057.30	-6.03
Long Unwinding ↓ Open Interest ↓ Price					
Script	Prev. OI	Cur. OI	% Chg. OI	LTP	Price % Chg
HINDUNILVR	10,478,400	9,170,400	-12.48	989.95	-1.90
CAPF	5,831,200	5,000,000	-14.25	716.35	-1.52
APOLLOTYRE	14,097,000	11,673,000	-17.20	232.25	-2.44
ULTRACEMCO	1,796,000	1,484,000	-17.37	4353.60	-2.47

Disclaimer:

The Information provided by SMS or in newsletter or in any document has been prepared by Shah Investor's Home Ltd (SIHL). The Information provided by SMS or in newsletter does not constitute an offer or solicitation for the purchase or sale of any financial instrument or as an official confirmation of any transaction. The information contained herein is from publicly available data or other sources believed to be reliable, but we do not represent that it is accurate or complete and it should not be relied on as such. SIHL or any of its affiliates/ group companies shall not be in any way responsible for any loss or damage that may arise to any person from any inadvertent error in the information contained in this report or SMS. This Information provided by SMS, reports or in newsletter is provided for assistance only and is not intended to be and must not alone be taken as the basis for an investment decision. The user assumes the entire risk of any use made of this information. Each recipient of this Information provided by SMS, report or in newsletter should make such investigation as it deems necessary to arrive at an independent evaluation of an investment in the securities of companies referred to in this information provided by SMS, report or in newsletter (including the merits and risks involved), and should consult his own advisors to determine the merits and risks of such investment. The investment discussed or views expressed may not be suitable for all investors. This information is strictly confidential and is being furnished to you solely for your information.

The information should not be reproduced or redistributed or passed on directly or indirectly in any form to any other person or published, copied, in whole or in part, for any purpose. The information provided by report or SMS is not directed or intended for distribution to, or use by, any person or entity who is a citizen or resident of or located in any locality, state, country or other jurisdiction, where such distribution, publication, availability or use would be contrary to law, regulation or which would subject SIHL and affiliates/ group companies to any registration or licensing requirements within such jurisdiction. The distribution of this Information provided by SMS or in newsletter in certain jurisdictions may be restricted by law, and persons in whose possession this Information provided by SMS or in newsletter comes, should inform themselves about and observe, any such restrictions. The information given or Information provided by SMS, report or in newsletter is as of the date of the issue date of report or the date on which SMS provided and there can be no assurance that future results or events will be consistent with this information. This information is subject to change without any prior notice. SIHL reserves the right to make modifications and alterations to this statement as may be required from time to time. However, SIHL is under no obligation to update or keep the information current.

Nevertheless, SIHL is committed to providing independent and transparent recommendation to its client and would be happy to provide any information in response to specific client queries. Neither SIHL nor any of its affiliates, group companies, directors, employees, agents or representatives shall be liable for any damages whether direct, indirect, special or consequential including lost revenue or lost profits that may arise from or in connection with the use of the information. Past performance is not necessarily a guide to future performance. The disclosures of interest statements incorporated in the Information provided by SMS, report or in newsletter are provided solely to enhance the transparency and should not be treated as endorsement of the views expressed in the report. The analyst for this report certifies that all of the views expressed in this report accurately reflect his or her personal views about the subject company or companies and its or their securities, and no part of his or her compensation was, is or will be, directly or indirectly related to specific recommendations or views expressed in this report.

About Us:

Shah Investor's Home Ltd (SIHL) is an ISO 9001:2008 Certified financial Services Company established in 1994 at Ahmadabad, Gujarat. Customer satisfaction is guaranteed through our diversified product portfolio, professional management and customer first attitude. SIHL was the first broking house in Gujarat with membership in National Securities Depository Ltd (NSDL) and was the first broking name providing services in NSE F&O in Ahmedabad. Today, SIHL ranks among the top most players in Gujarat in retail stock broking area with 45 branches, 350 franchisee across India and providing service to more than 1,25,000 clients.